

THE IMAGINARY BOOK DOSSIER OF THE SHOW

Multidisciplinary theatre

Recommended audience age: **6 years and upwards**

Performance running time: **1h**

Actors' number: **4**

Technicians' number: **2**

Optimal assembly time: **4h**

Optimal disassembly time: **3h**

Optimal stage measures: **9m width x 7m depth x 5,5m height.**

We could make a technical sheet implementation to your scenic space to start from its characteristics.

Premiere: **20/12/2006 - Teatre Nacional de Catalunya, Barcelona, Catalonia**

- **Prize for the Best Set Design, FETEN, Gijón, Spain, 2008**



Office contact: Isabel Mercé i Currià | +34 973 281 457 | baldufa@labaldufateatre.com

Technical coordination: Miki Arbizu Arbonés | +34 620 970 836 | miki@labaldufateatre.com

On an ordinary planet, in an ordinary city, four men present us with a uniform world, with only one way of thinking. They are participants in a monotonous and boring life, leaving no space for fantasy and love. Their days are made up of routines: sleep, get up to the alarm blaring, go to the office to do their work in a mechanical fashion, go home, watch TV and go to bed. The next day, the cycle starts all over again with the only aim being to earn money to keep on consuming.

One fine day, however, a Book arrived fortuitously on the scene. Everyone looked upon it with surprise and suspicion; no one dared to allow themselves to get carried away by this novelty, which might mean a rupture in their routine. Finally one of the men decides to keep it for himself. By reading this Book he opens the doors to a new world: a world of imagination, a world of adventure and travel.

Three stories in one, **The Imaginary Book** reflects the fears of these men creating a story of universal resonance. A journey that will change the lives of those who embark on it forever.

La Baldufa did celebrate in 2006 its tenth anniversary with this production, a multidisciplinary show combining different styles and techniques: shadows, projections, flat articulated puppets... it aims to be a cry for adventure and utopia.

It's a risky proposal with significant ideological weight.

Author: **Luís Zornoza Boy & La Baldufa**

Director: **Luís Zornoza Boy**

Music: **Oscar Roig**

Lighting design: **Miki Arbizu**

Set & custom design, illustrations & animations: **Carles Pijuan**

Set construction: **Carles Pijuan, Joan Domingo, Xevi Planas, Sergi Talamonte, Sergi Torrelles, Teresa Ortega**

Wardrobe: **Teresa Ortega**

Video: **Cantalup**

Actors:

- **Enric Blasi**
- **Emiliano Pardo**
- **Carles Pijuan**
- **Ferran López**

Sound & video technician: **Salvador Servat**

Lighting technician: **Miki Arbizu**

Production: **La Baldufa**

Office: **Isabel Mercé, Pilar Pàmpols**

Co-production:

Teatre Nacional de Catalunya

IMAC - Ajuntament de Lleida

La Sala Miguel Hernández de Sabadell

ICIC - Generalitat de Catalunya

INAEM - Ministerio de Cultura

Collaboration:

Ajuntament de Mollerussa

Institut Ramon Llull

Photography for diffusion: **David del Val**







**THE IMAGINARY BOOK
STANDARD TECHNICAL DOSSIER**

Introductory note: The Imaginary Book is a versatile show that allows for a range of possibilities with regard to lighting, sound and equipment, but it does require a minimum amount of space for the play. Below are the standard technical requirements (with 24 channels to control the lighting) to guarantee the play's being produced in ideal conditions. Based on this, the company can take advantage of and optimise the technical set-up available, so as to provide the best possible show. The company may also accept other more limited set-ups provided the scheduler is aware of and accepts the repercussions on the artistic performance that these limitations may entail. However, even if more limited technical specifications are proposed, the minimum staff numbers and size of the stage cannot be reduced.

LIGHTING

- Spots:
- 20 1-kW full PC spotlights (all with barndoors and filter clips)
 - 1 1-kW 15°-30° profile spotlights (or similar)
 - 2 1-kW 37°-54° profile spotlights (or similar)
 - 5 1-kW 22°-44° profile spotlights (or similar)
 - 16 full PAR 64 CP62 (no. 5)+2 full PAR 64 CP61
 - 1 strobe (provided by the company)
- Control:
- 48 dimmer channels
 - SEMI-Computerised desk with monitor
- Misc.:
- Enough working lights in the wings and the corridor behind the stage.
 - Three direct European-style two-pin 220V-10A sockets on stage (1 in the wings left and 2 upstage, in front of the backdrop, 1 of which with enough cabling for the video projector). The video projector, its rigging system and the DVD player are provided by the company.
 - Two European-style two-pin 220V-10A sockets controlled by dimmers as shown on the enclosed plan
 - Five lighting towers or, where not available, six tripods
 - Controllable house lights (where possible from the lighting desk).
 - Enough material to supply ALL the spotlights shown on the lighting plan enclosed, as well as the other equipment detailed in these technical specifications.

Note: Distribution of equipment follows that set out in the enclosed lighting plan.

Important: The theatre's aforementioned requirements for lighting infrastructure are subject to the layout and number of lines set out in the enclosed lighting plan.

SOUND

- PA:
- Sufficient and adequate for the size of the auditorium
- Control:
- Sound desk with at least 12 mono channels
- Reproduction:
- 2 Mini-Disk players (provided by the company)
 - 1 sampler with keyboard (provided by the company)
 - 1 DVD player (provided by the company)
- Monitors:
- 2 outlets of at least 300W (the company shall decide where they should be placed on arrival)
- Communications:
- Intercom with 2 stations (2 cabin + 1 stage) or, otherwise, 2 walkie-talkies with headphones
- Microphones:
- 4 wireless microphones (provided by the company)
- Connections:
- Patch to the stage with a minimum of 5 FEMALE CANON connections. One of the channels is to be used for the strobe.
- Miscellaneous:
- Enough material to supply and connect the aforementioned sound equipment

IMAGE PROJECTION

- The show needs a video projector (approximately 3000 lumens). The images are played back using a DVD player located in the control cabin and connected to the auditorium's sound equipment. The player, projector and cabling connecting the projector to the DVD player are all supplied by the company.
- The company will decide on the position for the image projector when they arrive (it is to be placed just in front of the backdrop)

SPACE AND EQUIPMENT

- Minimum dimensions: 8 m wide x 7 m deep x 5.5 m high, plus at least 1.5 metres in the wings on either side and 1.5 metres of corridor behind the backdrop.
- Black box with regular width aisles, ensuring maximum audience.
- Backdrop in two parts, with a central usable opening (normally leaving a gap one metre wide between the two parts). There must be a usable corridor of at least one and a half metres behind the backdrop.
- The company will provide self-supporting stands to be used in front of the backdrop to form a masking piece.
- 1 ladder to access the stage from the stalls.

Important: The theatre's aforementioned requirements for equipment are subject to the layout and use set out in the enclosed plan.

STAFF (IN LINE WITH NEEDS STIPULATED IN THE WORK SCHEDULE)

- 2 people to load and unload (which may be the same staff for assembly) for 30 minutes when the company arrives at the theatre and 30 minutes after the dismantling is complete.
- 2 electricians during assembly. One should have full working knowledge of the lighting desk. One of them, or both in turns, should operate the spotlights following the instructions given by the company's technical manager.
- 1 stage hand during assembly and dismantling.
- 1 sound technician during assembly, the function and dismantling (they should have perfect working knowledge of all the sound equipment).

DRESSING ROOMS

- 1 dressing room that is big enough for a total of 4 people, with WC, chairs, hangers, hot-water shower, at least one European-style two-pin 220V socket and at least one mirror.
- 1 dressing room or room that is big enough for a total of 2 people with basic amenities and at least one 220V socket.

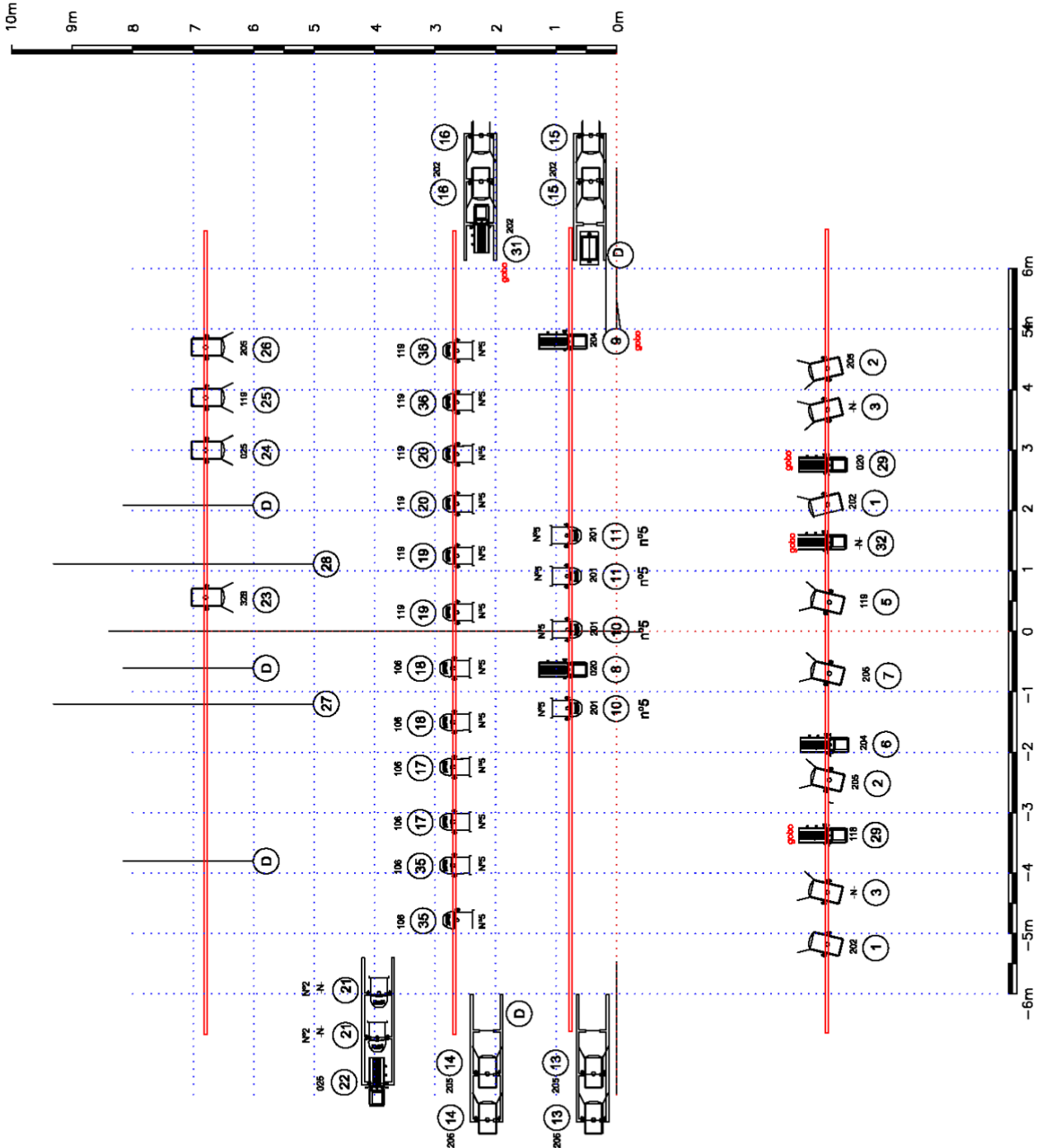
MISCELLANEOUS

- Bottled mineral water for the assembly, function and dismantling
- 2 tables, approx. 2 x 1 metres, for the show's props and costumes for quick changes

WORK SCHEDULE

TIME	ACTIVITY	STAFF
First half hour (0:00 to 0:30)	<ul style="list-style-type: none"> Unloading 	<ul style="list-style-type: none"> 4 people (can be the same staff for assembly)
Next hour and a half (0:30 to 2:00)	<ul style="list-style-type: none"> Decide on the positions of the props on stage, and of the video projector and monitors Lighting plan set-up Set up of the black box Set up of the video projector and projection screen Assembly and set-up of the sound equipment and its testing 	<ul style="list-style-type: none"> 2 electricians 1 stage hand 1 sound technician
Next hour (2:00 to 3:00)	<ul style="list-style-type: none"> Set up of the stage Video tests Test sound equipment and make adjustments before sound tests 	<ul style="list-style-type: none"> 2 electricians 1 stage hand 1 sound technician
Next hour (3:00 to 4:00)	<ul style="list-style-type: none"> Spotlights Distribution of props and tools Sound tests with the actors 	
Next half hour (4:00 to 4:30)	<ul style="list-style-type: none"> Memory adjustments Final adjustments for sound, video and stage 	
Next quarter of an hour (4:30 to 4:45)	<ul style="list-style-type: none"> Actors warm up Final lighting adjustments 	<ul style="list-style-type: none"> 2 electricians 1 stage hand 1 sound technician
Next quarter of an hour (4:45 to 5:00)	<ul style="list-style-type: none"> Audience enters 	<ul style="list-style-type: none"> 1 electrician 1 stage hand 1 sound technician
Next hour (5:00 to 6:00)	<ul style="list-style-type: none"> FUNCTION 	
Next quarter of an hour (6:00 to 6:15)	<ul style="list-style-type: none"> Audience leaves 	
Next two hours (6:15 to 8:15)	<ul style="list-style-type: none"> Dismantling 	
Next half hour (8:15 to 8:45)	<ul style="list-style-type: none"> Loading 	<ul style="list-style-type: none"> 4 people (can be the same staff for assembly)

Technical coordination: MIKI ARBIZU ARBONÉS | +34 620 970 836 | miki@labaldufateatre.com



LEGEND

FLOOR LINES

DIMMER CHANNEL

LIGHT

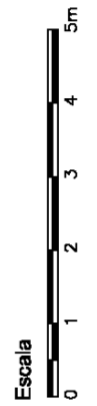
LEE FILTER

8 PROFILES 1 kW

18 PAR 64 CP82

20 PC 1kW



TOWER FOR LIGHT-DANCE STREET LIGHT



STANDARD LIGHTING PLAN

LA BALDUFA
THE IMAGINARY BOOK

Miki Arbizu Arbonés
arbizuarbizuarbizu@gmail.com
+34 620 970 836



PINOCCHIO

COMPANYIA DE COMEDIANTS LA BALDUFA
CARRER DE MÚSIC VIVALDI 12 BX | 25003 LLEIDA, SPAIN
T: +34 973 281 457 | +34 649 985 052

www.labaldufateatre.com | baldufa@labaldufateatre.com

