

ARRIVEDERCI, CONFETTI

TECHNICAL SHEET

 PREMIO NACIONAL
DE ARTES ESCÉNICAS PARA LA
INFANCIA Y LA JUVENTUD 2020



La Baldufa

TECHNICAL SHEET

What follows is a standard/optimal technical specification which guarantees ideal lighting conditions for the production. From this, the company can adapt and optimise the specification to reflect and benefit from the characteristics of each theatre, or may accept lower specifications as long as the programmer is aware of and accepts the artistic repercussions such a cutback implies

LIGHTING

Spotlights

- 19 pc's
- 4 profile (15°-30° or 18°-34°)
- 1 Par 64. 1000w CP62
- 2 Cyclo 1000w.
- 12 led par (provided by the company)

Other

- Sufficient emergency lighting for the wings and corridor behind the backdrop.
- Provision of ground-laid power cables, regulated and direct ground, as shown on the attached lighting plan.
- Dimmer lighting for the hall, where possible controlled via the lighting console.
- Sufficient power to supply ALL spotlights in the attached lighting plan as well as the ground cables.

Note: The layout of the equipment must be done according to the attached lighting plan.

TECHNICAL COORDINATION: Anjos Fernández
+34 659 050 451 | anjos@vtecnicos.com

SOUND

- **PA** adequate and suitable for the characteristics of the hall
- **3 Monitors.** Two of them located in the front of stage, on both sides. The third one in the back, under the grandstand that's part of the scenography
- **SOUND IMPACT: 3 firecrackers - 8 GRS**

STAFF

- 2 people for loading and unloading (can be the same person as for setup) during ALL the scenery assembly and disassembly.
- 2 multi-purpose technicians during during setup (must be fully familiar with the auditorium's sound equipment).
- Staff which the theatre deems necessary for the setup of the black box.

SPACE AND EQUIPMENT

- Optimal dimensions: 12m width x 12m depth x 6m height, to which must be added at least 1.5m of wings on each side.
- Minimum dimensions: 11m width x 10m depth x 4m height, to which must be added at least 1.5m of wings on each side.
- Black box with regular (wide) wings to ensure its absolute capacity.
- The Backdrop will be preferably arranged in two parts with an opening in the center, placing behind this opening, 1 meter away, another fabric to guarantee the seating capacity.
- Staircase from the house to the stage

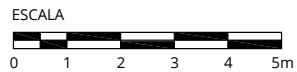
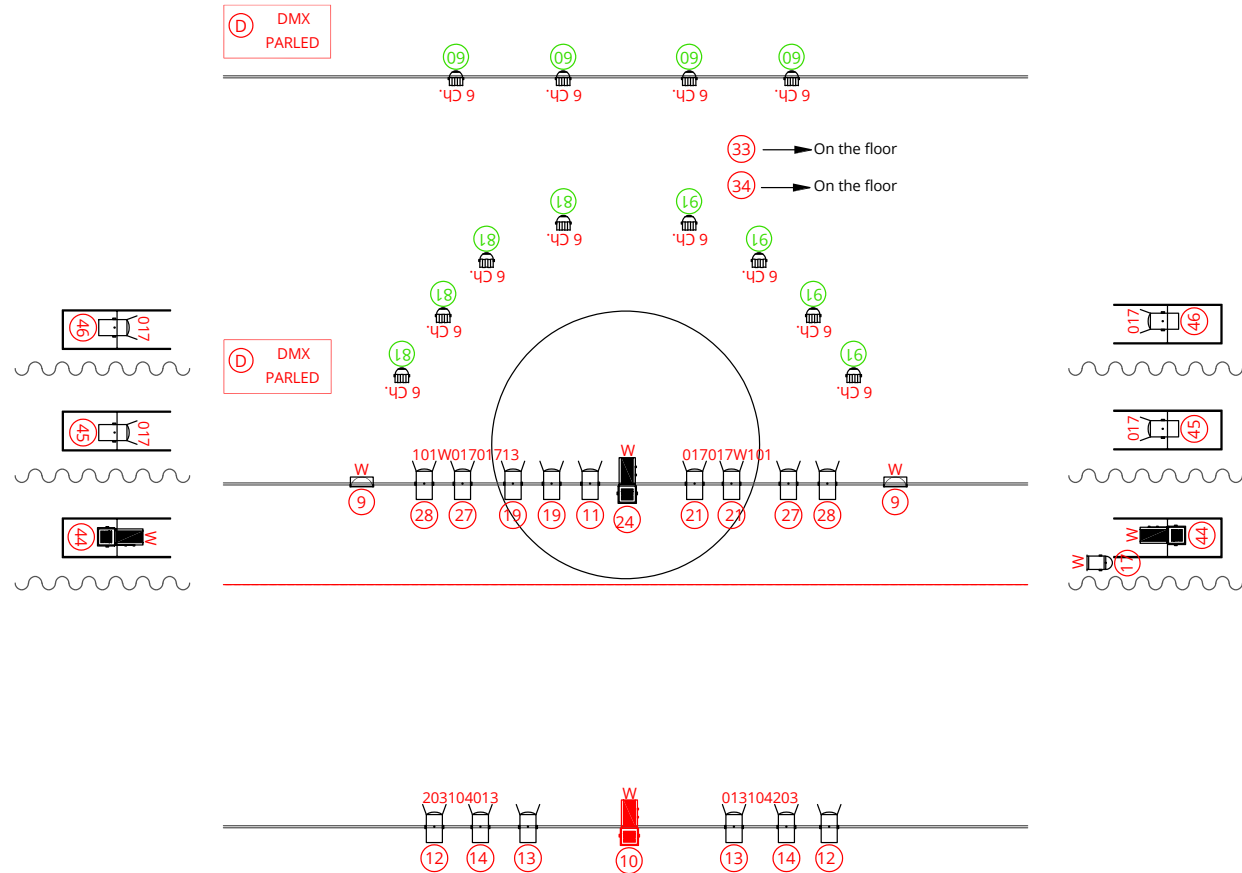
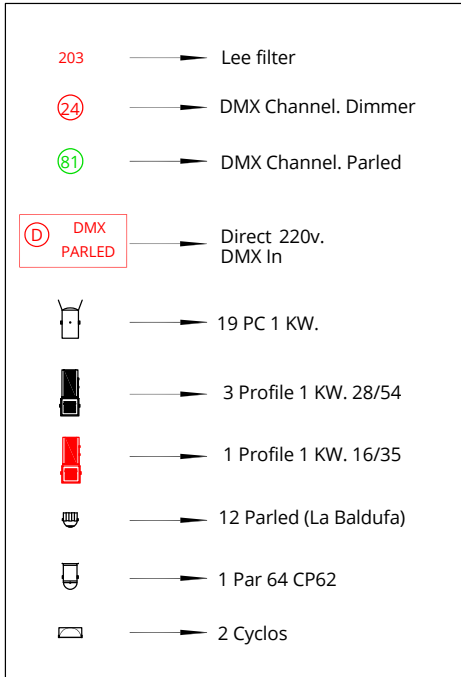
DRESSING ROOMS

- 1 dressing room for three people, equipped with W.C., chairs, clothes hooks, hot showers, at least one two pin 220V Schuko socket/adapter and at least one mirror.
- Sufficient mineral water for the setup, performance and dismantling.

WORK SCHEDULE

HOUR	ACTIVITY	STAFF
First hour (0:00h a 1:00h)	<ul style="list-style-type: none"> • Unloading • Implementation of lighting plan • Decide on the location of the scenery and the monitors 	<ul style="list-style-type: none"> • 2 people for unloading • 2 multi-purpose technicians
Next half of an hour (1:00h a 1:30h)	<ul style="list-style-type: none"> • Scenery implementation • Set up black box for performance • Set up and test technical equipment on the stage 	<ul style="list-style-type: none"> • 2 multi-purpose technicians
Next hour (1:30 h a 2:30h)	<ul style="list-style-type: none"> • Test and adjust sound equipment • Position props and performance aids • Position Spotlights 	<ul style="list-style-type: none"> • 2 multi-purpose technicians
Next three quarter of an hour (2:30h a 3:15h)	<ul style="list-style-type: none"> • Adjust cues 	<ul style="list-style-type: none"> • 2 multi-purpose technicians
Next quarter of an hour (3:15h a 3:30h)	<ul style="list-style-type: none"> • Audience enters 	<ul style="list-style-type: none"> • 2 multi-purpose technicians
Next hour (3:30 h a 4:30h)	<ul style="list-style-type: none"> • PERFORMANCE 	<ul style="list-style-type: none"> • 2 multi-purpose technicians
Next quarter of an hour (4:30h a 4:45h)	<ul style="list-style-type: none"> • Audience leaves 	<ul style="list-style-type: none"> • 2 multi-purpose technicians
Next hour (4:45h a 5:45h)	<ul style="list-style-type: none"> • Dismantle the set (disassembly) 	<ul style="list-style-type: none"> • 2 multi-purpose technicians
Next half of an hour (5:45h a 6:15h)	<ul style="list-style-type: none"> • Loading 	<ul style="list-style-type: none"> • 2 people for loading

LIGHTING PLOT





Companyia de Comediants La Baldufa, SCCL

C/ Músic Vivaldi, 12, baixos

25003 Lleida

baldufa@labaldufateatre.com

www.labaldufateatre.com

+34 973 281 457



WITH THE SUPPORT OF



COLLABORATION

