



DOSSIER OF THE SHOW

Multidisciplinary theatre

Recommended audience age for family performances: **6 years and upwards**

Recommended audience age for school performances: **from 8 to 11 years**

Performance running time: **55'**

Actors' number: **3**

Technicians' number: **1, in scene**

Optimal assembly time: **5h**

Optimal disassembly time: **1h30'**

Minimal stage measures: **6m width x 4m depth x 4m height**

Optimal stage measures: **9m width (+2 of wings on each side) x 8m depth x 6m height**

We could make a technical sheet implementation to your scenic space to start from its characteristics.

Premiere: **30/11/2014 – Temporada Alta, Teatre de Salt, Salt, Catalonia**

PINOCCHIO
AWARDS

- **Prize for the Best Show**, FETEN, Gijón, Spain, 2015
- **Prize for the Best Direction**, FETEN, Gijón, Spain, 2015



Office contact: La Baldufa | +34 973 281 457 | baldufa@labaldufateatre.com

Technical coordination: La Baldufa | +34 973 281 457 | tecnic@labaldufateatre.com

Once upon a time there was a band of comedians who collected ribbons and wooden boxes, wrapping paper, poor men's overcoats, shadows of noses, ropes and shackles. They wished to create a **Pinocchio** which amazed its audiences, with somersaults in time, swordplay with light, deep children's voices and a whirlwind of emotion. And now, like astonished Geppettos, they behold this bewildering yet human being who has come to life and demands to call them "Daddy".

Jokin Oregi

Pinocchio is the story of a child, a child free from prejudices and complexes, disobedient and mischievous, yet at the same time naïve. Really naïve. Geppetto, with a father's instinct, tries to watch over his education. In return, Pinocchio, ever disobedient, is drawn into a series of adventures which will make him grow as a person but will leave him exhausted and very nearly... with a surprising end. This is an interpretation by La Baldufa of the original text by Carlo Collodi.

Paper and wood are employed to create a production which is multifaceted and organic, through which we can dive into the imagination of a child-puppet. A tale which invites us to reflect on values such as education, graft, responsibility and sincerity.

Author: **Carlo Collodi**

Adaptation: **La Baldufa: Enric Blasi, Emiliano Pardo, Carles Pijuan**

Direction: **Jokin Oregi and La Baldufa**

Music: **Óscar Roig**

Lighting design: **Anjos fernández**

Set & costume design: **Carles Pijuan**

Set construction: **Juan Manuel Recio, Carles Pijuan**

Actors:

- **Enric Blasi**
- **Emiliano Pardo**
- **Carles Pijuan**

Production and Distribution: **La Baldufa**

Co-production:

Théâtre du Cloître, Scène Conventionnée, Festival National de Bellac
Région Limousin

Collaborators:

ICEC - Generalitat de Catalunya

INAEM - Ministerio de Cultura









PINOCCHIO

STANDARD TECHNICAL DOSSIER

Preliminary remarks: PINOCCHIO is a show conceived for performance on a theatre stage. Production-wise, the most notable feature is that the technician is situated on the stage, as is the control console, though this is located in the wings (as seen from the audience). This requires that the DMX cable, as well as the two sound cables (Left and Right), reach the position in which the control console will be installed. The company brings its own lighting console and only requires that the sound and light cables reach said production positions.

What follows is a standard/optimal technical specification (with 48 lighting channels) which guarantees ideal lighting conditions for the production. From this, the company can adapt and optimise the specification to reflect and benefit from the characteristics of each theatre, or may accept lower specifications as long as the programmer is aware of and accepts the artistic repercussions such a cutback implies.

LIGHTING

- Spotlights:
- 8 1KW PCs, complete (all with visor and boomerang)
 - 22 half-angle profile spots (15°-30° or 18°-34°, etc)
 - 32 PAR 64 CP62 (lamp nº 5)
 - 2 1000w asymmetric panorama projectors (FOR HOUSE/AUDIENCE LIGHTING)

- Stage control
- 48 dimmer channels (THE CHANNELS INDICATED ON THE ATTACHED LIGHTING PLAN CORRESPOND TO THE CHANNELS ON THE LIGHTING CONSOLE)
 - Company lighting console (ETC SMARTFADE WITH 5 DMX PORTS)

- Other:
- Sufficient emergency lighting for the wings and corridor behind the backdrop.
 - Provision of ground-laid power cables: 4 for the dimmer and 1 direct (see attached lighting plan).
 - Dimmer lighting for the hall, where possible controlled via the lighting console.
 - Sufficient power to supply ALL spotlights in the attached lighting plan as well as the ground cables (the spotlights connected to the dimmer cables will be provided by the company).

Please Note: The layout of the equipment must be done according to the attached lighting plan.

Important: The above lighting infrastructure requirements for the theatre are subject to the provisions and number of cables in the attached plans.

SOUND

- PA:
- Adequate and suitable for the characteristics of the hall.
- Mixing console:
- The company uses the theatre's mixing console (wherever it is located, it does not require moving) and sends the L and R signal to the theatre's patch panel. The company's control console is located on the stage, in the wings, to the audience's right.
- Playback:
- Sound is played via a computer.
- Monitors:
- Via 2 emission points of 300W minimum (the company will decide on its location on arrival at the theatre).
- Microphones:
- 1 wireless headset microphone. In the event that the theatre is not in possession of such a device, a regular handheld microphone will be used (of the Shure 58 type)

SPACE AND EQUIPMENT

- **Optimal** dimensions: **9m width (+2 of wings on each side) x 8m depth x 6m height**
- **Minimum** dimensions: **6m width x 4m depth x 4m height**
- A bar will be needed at five metres above stage level, which will be used to position a string from which a puppet will be hung.
- Stage with regular (wide) wings to ensure maximum mobility.
- Staircase from the house to the stage, since two actors go down into the audience during the performance.

Important: The above equipment to be supplied by the theatre is subject to the requirements of the attached plans.

STAFF (DEPENDING ON THE REQUIREMENTS OF THE WORK PLAN)

- 1 person for loading and unloading (can be the same person as for setup) for 30 minutes on arrival of the company and 30 minutes after disassembly.
- 2 electricians for the entire setup.
- 1 sound technician during setup, performance and disassembly (must be completely familiar with the sound equipment of the auditorium).
- Staff which the theatre deems necessary for the setup of the house.

DRESSING ROOMS

- 1 dressing room for four people, equipped with W.C., chairs, clothes hooks, hot showers, at least one two pin 220V Schuko socket/adaptor and at least one mirror.



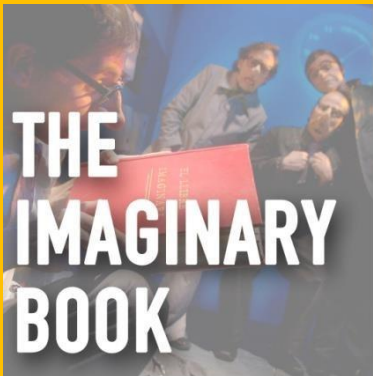
OTHER

- Sufficient mineral water for the setup, performance and disassembly.

WORK SCHEDULE

HOUR	ACTIVITY	STAFF
First hour (0:00 to 1:00)	<ul style="list-style-type: none"> • Unloading • Implementation of lighting plan. 	<ul style="list-style-type: none"> • 1 person (can be the same as for setup) • 2 electricians
Next hour (1:00 to 2:00)	<ul style="list-style-type: none"> • Decide on the location of the scenery and the monitors. • Set up Stage and wings for performance. • Set up and test technical equipment on the stage. 	<ul style="list-style-type: none"> • 1 sound technician • 2 electricians
Next hour and a half (2:00 to 3:30)	<ul style="list-style-type: none"> • Dress the set. • Test and adjust sound equipment. • Position props and performance aids. • Position Spotlights. 	<ul style="list-style-type: none"> • 1 sound technician • 2 electricians
Next hour (3:30 to 4:30)	<ul style="list-style-type: none"> • Sound check with actors. • Adjust cues. 	
Next quarter of an hour (4:30 to 4:45)	<ul style="list-style-type: none"> • Audience enters. 	<ul style="list-style-type: none"> • 2 electricians • 1 operator • 1 sound technician
Next hour (4:45 to 5:35)	<ul style="list-style-type: none"> • PERFORMANCE 	
Next quarter of an hour (5:35 to 5:50)	<ul style="list-style-type: none"> • Audience leaves 	
Next 2 hours (5:50 to 7:50)	<ul style="list-style-type: none"> • Strike the set (disassembly) 	
Next half an hour (7:50h a 8:20h)	<ul style="list-style-type: none"> • Loading 	<ul style="list-style-type: none"> • 1 person (can be the same as for setup)

Technical coordination: La Baldufa | +34 973 281 457 | tecnica@labaldufateatre.com



PINOCCHIO

COMPANYIA DE COMEDIANTS LA BALDUFA

CARRER DE MÚSIC VIVALDI 12 BX | 25003 LLEIDA, SPAIN

T: +34 973 281 457 | +34 649 985 052

www.labaldufateatre.com | baldufa@labaldufateatre.com

